



GUARD DOG
 CABLE PROTECTORS

5-CHANNEL GENERAL PURPOSE

System features Dog Bone Connectors

FEATURES

- Protects cables and hoses up to 1.325" outside dia.
- Dog Bone Connectors to extend to any desired length
- Reinforced hinged lid for easy cable placement
- All-weather polyurethane construction
- Patented 5-bar tread surface for maximum traction
- Includes four through-holes for temporary mounting


 "Dog Bone"
 Connector

 Protects cables and
 hoses up to 1.325"
 outside diameter

ANTI-SLIP RUBBER PAD KIT

 Available for GD5X125. Kit
 includes 10 anti-slip rubber
 pads (Model CPRPKIT1-10).
 Checkers' Clear Super Glue
 is also offered for permanent
 application of Rubber Pads.

GUARD DOG® 5-CHANNEL CABLE PROTECTOR with hinged lid provides a safer crossing for vehicle and pedestrian traffic while protecting valuable electrical cables and hose lines from damage. Modular interlocking design is ideal for use in amusement parks, entertainment venues, sporting events, and most public, commercial, industrial, construction, and utility applications.

Lid/Base Color Options - Specify after model number


 Orange/Black =
 O/B

 Black/Black =
 B/B

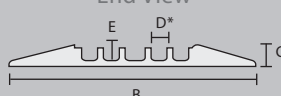
LOAD CAPACITY

Max load tested at 70°F (21°C)

10,500 lb./Tire (4,763 kg)

21,000 lb./Axle (9,526 kg)

End View



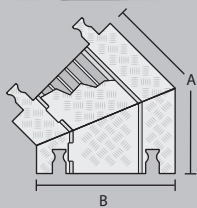
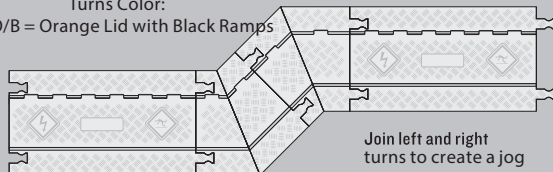
*NOTE: Center channel width is 1.6 in. (4.06 cm)

| MODEL | A: LENGTH | B: WIDTH | C: HEIGHT | D: CHANNEL WIDTH | E: CHANNEL HEIGHT | WEIGHT |
|---------|------------------|----------------------|---------------------|--------------------|---------------------|-----------------|
| GD5X125 | 36 in. (91.4 cm) | 19.75 in. (50.17 cm) | 1.875 in. (4.76 cm) | 1.339 in. (3.4 cm) | 1.325 in. (3.37 cm) | 21 lb. (9.6 kg) |

ACCESSORIES for Guard Dog 5-Channel General Purpose Cable Protectors

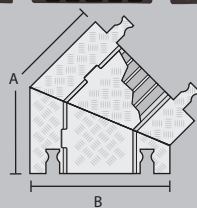
45° LEFT TURN

MODEL: GDT5X125-L


 Turns Color:
 O/B = Orange Lid with Black Ramps


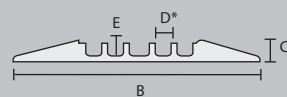
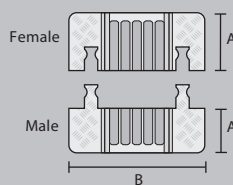

45° RIGHT TURN

MODEL: GDT5X125-R


 Join left and right
 turns to create a jog

END CAPS (Pair Only)

MODEL: GDEC5X125

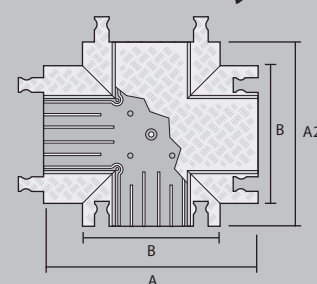

 *NOTE: Center channel width
 is 1.6 in. (4.06 cm)

End Caps Color: O = Orange

90° 4-WAY CROSS

MODEL: GDCR5X125

(Split or join cable runs)



Cross Color: O/B = Orange Lid with Black Base

| MODEL | A: LENGTH | B: WIDTH | C: HEIGHT | D: CHANNEL WIDTH | E: CHANNEL HEIGHT | WEIGHT |
|---------------------------|---|----------------------|---------------------|--------------------|---------------------|--------------------|
| 45° LEFT TURN GDT5X125-L | 24.5 in. (62.23 cm) | 19.75 in. (50.17 cm) | 1.875 in. (4.76 cm) | 1.339 in. (3.4 cm) | 1.325 in. (3.37 cm) | 11 lb. (5.0 kg) |
| 45° RIGHT TURN GDT5X125-R | 24.5 in. (62.23 cm) | 19.75 in. (50.17 cm) | 1.875 in. (4.76 cm) | 1.339 in. (3.4 cm) | 1.325 in. (3.37 cm) | 11 lb. (5.0 kg) |
| END CAPS (PAIR) GDEC5X125 | Female: 8.75 in. (22.23 cm) | 19.75 in. (50.17 cm) | 1.875 in. (4.76 cm) | 1.339 in. (3.4 cm) | 1.325 in. (3.37 cm) | 3 lb. (1.4 kg) |
| | Male: 5.25 in. (13.34 cm) | 19.75 in. (50.17 cm) | 1.875 in. (4.76 cm) | 1.339 in. (3.4 cm) | 1.325 in. (3.37 cm) | 3 lb. (1.4 kg) |
| 90° 4-WAY CROSS GDCR5X125 | A = 28.5 in. (72.39 cm) A2 = 24.5 in. (62.23 cm) | 19.75 in. (50.17 cm) | 1.875 in. (4.76 cm) | 1.339 in. (3.4 cm) | 1.325 in. (3.37 cm) | 23.1 lb. (10.5 kg) |